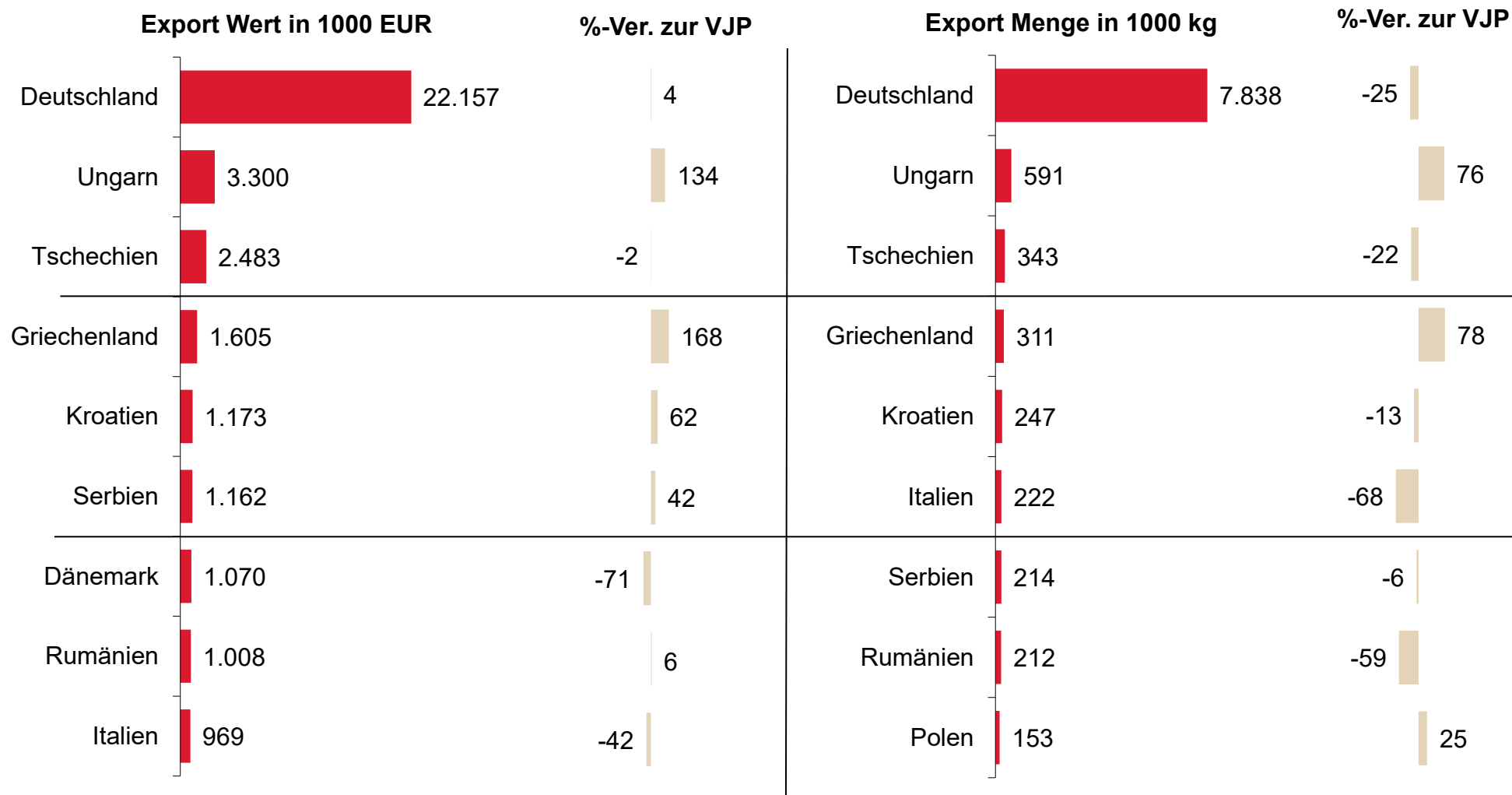
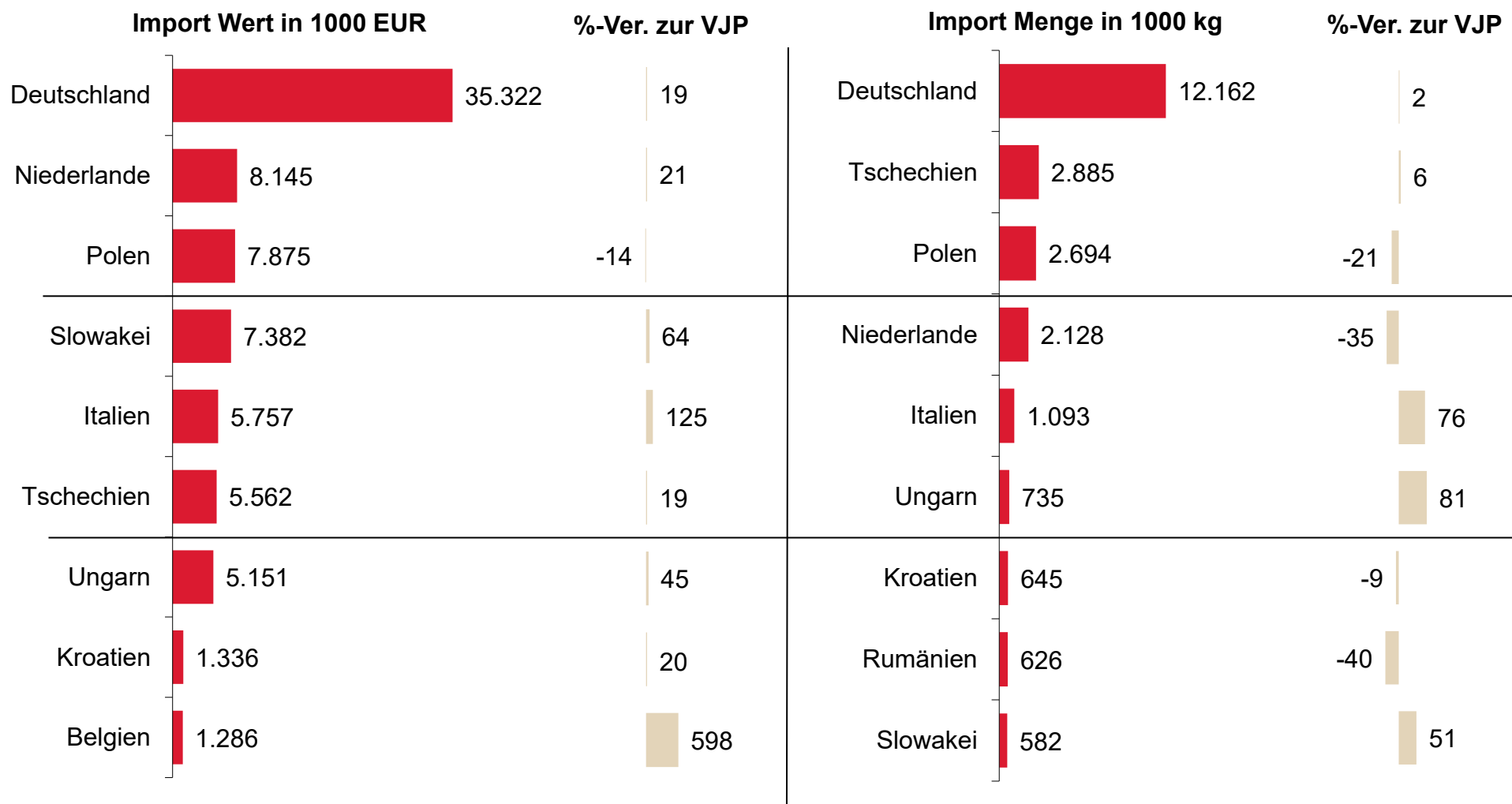


Top Exportländer Österreichs Eier (0407+0408) 2023



Top Importländer Österreichs Eier (0407+0408) 2023



Stand: Juli 2024

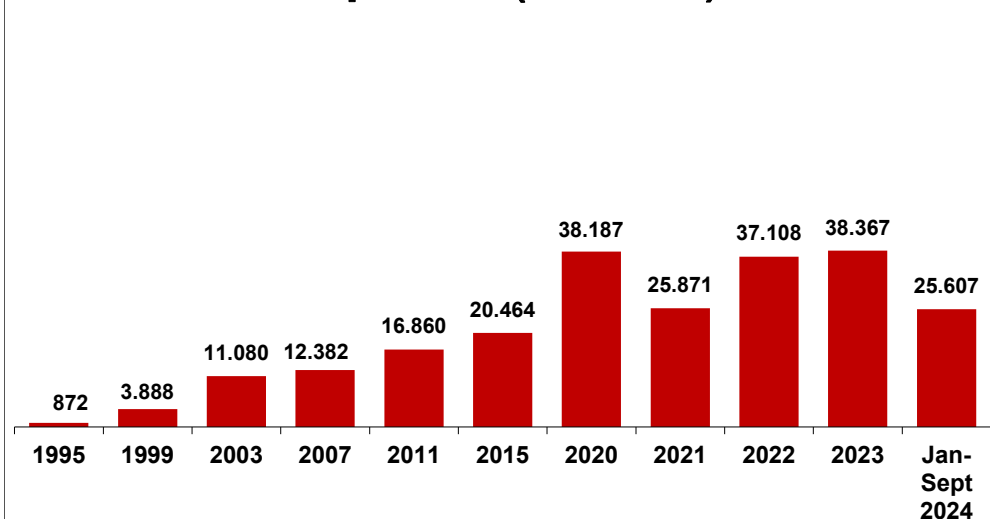
Quelle: Statistik Austria / AMA-Marketing

Außenhandel Österreich - Alle Länder

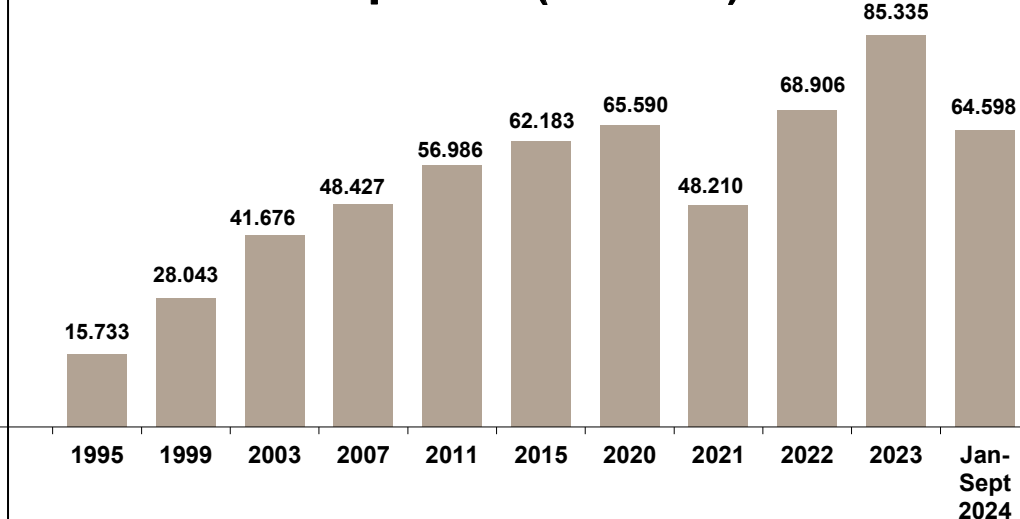
Eier (0407+0408)

	1995	1999	2003	2007	2011	2015	2020	2021	2022	2023	Jan-Sept 2024
Export Wert (1.000 Euro)	872	3.888	11.080	12.382	16.860	20.464	38.187	25.871	37.108	38.367	25.607
%-Ver. Vjp*) (Export Wert)	0,0%	-46,5%	90,3%	78,7%	-6,7%	34,4%	-5,9%	-32,3%	43,4%	3,4%	-13,6%
Export Menge (1.000 kg)	479	2.799	7.419	7.594	10.973	8.297	22.512	13.745	14.422	10.733	6.877
Export Wert/kg	1,82	1,39	1,49	1,63	1,54	2,47	1,70	1,88	2,57	3,57	3,72
Import Wert (1.000 Euro)	15.733	28.043	41.676	48.427	56.986	62.183	65.590	48.210	68.906	85.335	64.598
%-Ver. Vjp*) (Import Wert)	0,0%	-2,1%	22,2%	26,4%	-0,4%	4,2%	-12,9%	-26,5%	42,9%	23,8%	0,9%
Import Menge (1.000 kg)	8.380	16.107	25.979	27.666	26.251	27.708	34.261	21.609	25.519	25.028	19.855
Import Wert/kg	1,88	1,74	1,60	1,75	2,17	2,24	1,91	2,23	2,70	3,41	3,25

Export Wert (1.000 Euro)



Import Wert (1.000 Euro)



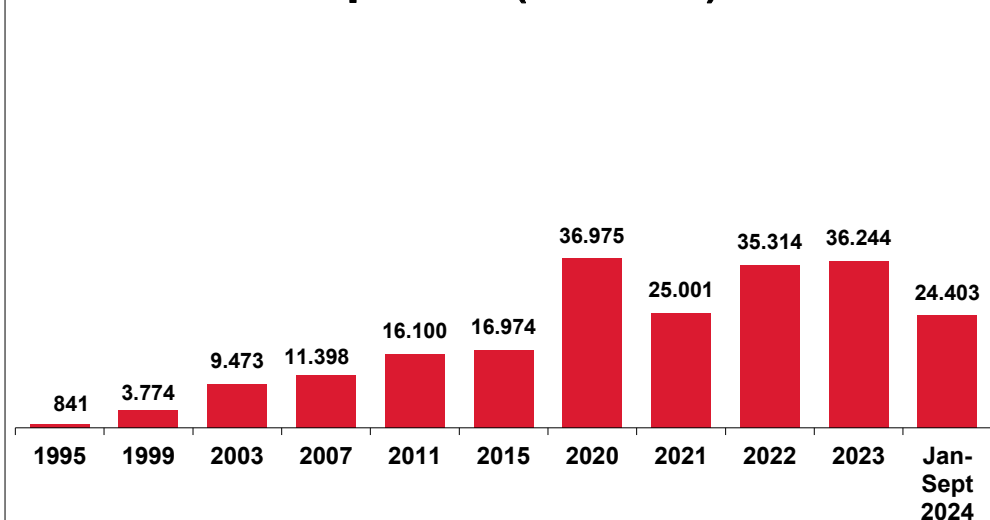
*) Vjp = Vorjahresperiode

Außenhandel Österreich - EU 27

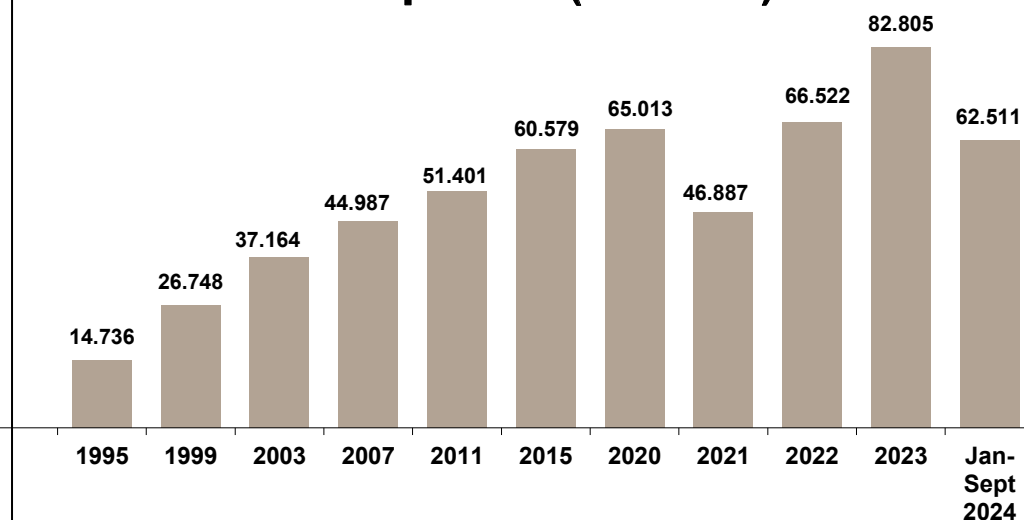
Eier (0407+0408)

	1995	1999	2003	2007	2011	2015	2020	2021	2022	2023	Jan-Sept 2024
Export Wert (1.000 Euro)	841	3.774	9.473	11.398	16.100	16.974	36.975	25.001	35.314	36.244	24.403
%-Ver. Vjp*) (Export Wert)	0,0%	-47,6%	119,3%	71,6%	-7,9%	28,7%	-5,4%	-32,4%	41,3%	2,6%	-12,5%
Export Menge (1.000 kg)	462	2.735	6.739	7.281	10.784	7.524	22.152	13.450	14.053	10.390	6.687
Export Wert/kg	1,82	1,38	1,41	1,57	1,49	2,26	1,67	1,86	2,51	3,49	3,65
Import Wert (1.000 Euro)	14.736	26.748	37.164	44.987	51.401	60.579	65.013	46.887	66.522	82.805	62.511
%-Ver. Vjp*) (Import Wert)	0,0%	1,4%	27,9%	26,4%	-3,9%	4,1%	-13,4%	-27,9%	41,9%	24,5%	0,0%
Import Menge (1.000 kg)	8.201	15.916	25.194	26.816	25.270	27.334	34.102	21.160	25.133	24.665	19.554
Import Wert/kg	1,80	1,68	1,48	1,68	2,03	2,22	1,91	2,22	2,65	3,36	3,20

Export Wert (1.000 Euro)



Import Wert (1.000 Euro)



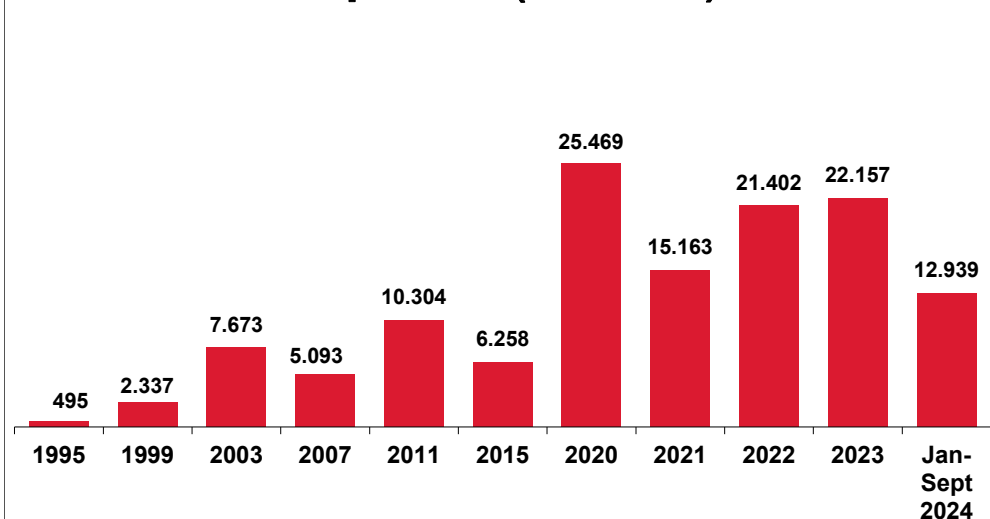
*) Vjp = Vorjahresperiode

Außenhandel Österreich - Deutschland

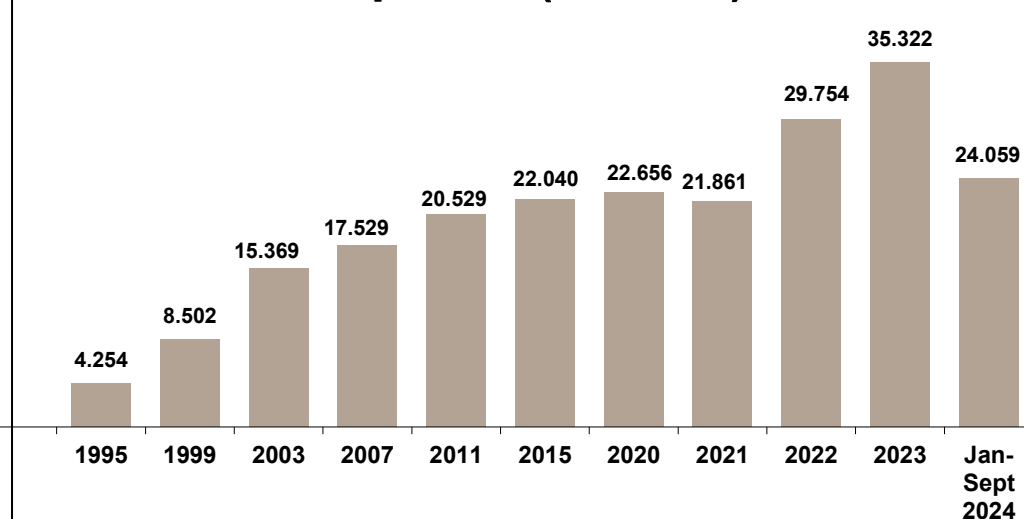
Eier (0407+0408)

	1995	1999	2003	2007	2011	2015	2020	2021	2022	2023	Jan-Sept 2024
Export Wert (1.000 Euro)	495	2.337	7.673	5.093	10.304	6.258	25.469	15.163	21.402	22.157	12.939
%-Ver. Vjp^{*)}(Export Wert)	0,0%	-23,5%	125,5%	34,3%	-6,3%	0,9%	-2,2%	-40,5%	41,1%	3,5%	-24,9%
Export Menge (1.000 kg)	286	2.021	5.973	3.932	7.708	2.313	17.050	9.655	10.468	7.838	4.484
Export Wert/kg	1,73	1,16	1,28	1,30	1,34	2,71	1,49	1,57	2,04	2,83	2,89
Import Wert (1.000 Euro)	4.254	8.502	15.369	17.529	20.529	22.040	22.656	21.861	29.754	35.322	24.059
%-Ver. Vjp^{*)}(Import Wert)	0,0%	11,9%	4,3%	-1,1%	-7,7%	-1,9%	-19,7%	-3,5%	36,1%	18,7%	-13,2%
Import Menge (1.000 kg)	3.766	6.282	10.546	12.372	12.577	11.680	12.763	10.803	11.941	12.162	8.915
Import Wert/kg	1,13	1,35	1,46	1,42	1,63	1,89	1,78	2,02	2,49	2,90	2,70

Export Wert (1.000 Euro)



Import Wert (1.000 Euro)



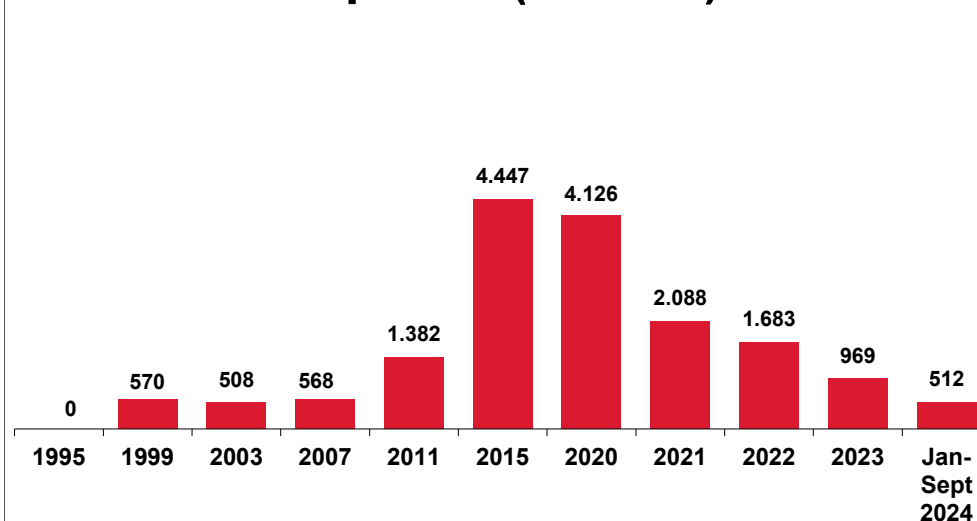
^{*)} Vjp = Vorjahresperiode

Außenhandel Österreich - Italien

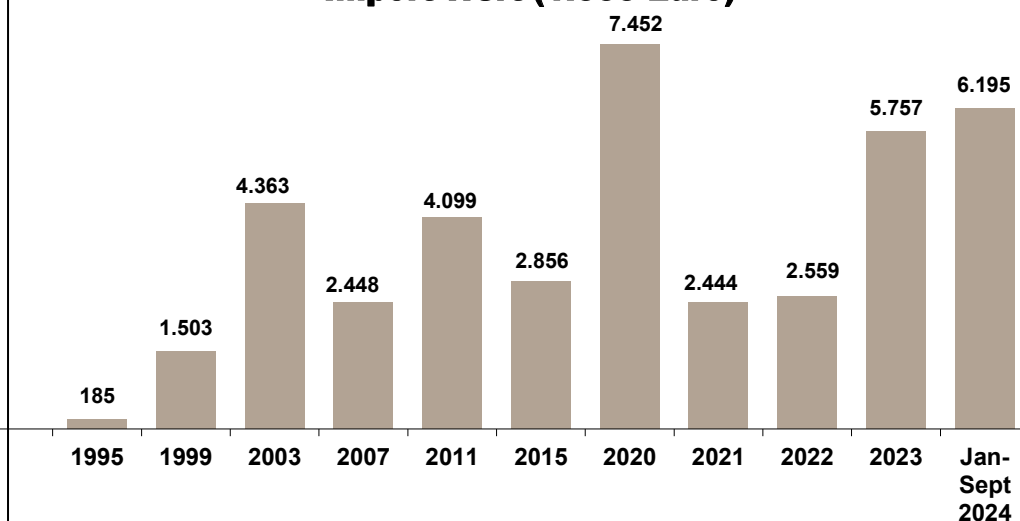
Eier (0407+0408)

	1995	1999	2003	2007	2011	2015	2020	2021	2022	2023	Jan-Sept 2024
Export Wert (1.000 Euro)	0	570	508	568	1.382	4.447	4.126	2.088	1.683	969	512
%-Ver. Vjp*) (Export Wert)	0,0%	-2,7%	281,6%	51,0%	4,1%	124,7%	-19,0%	-49,4%	-19,4%	-42,4%	-30,8%
Export Menge (1.000 kg)	0	195	192	307	739	2.615	2.789	1.284	685	222	153
Export Wert/kg	0,00	2,93	2,64	1,85	1,87	1,70	1,48	1,63	2,46	4,37	3,35
Import Wert (1.000 Euro)	185	1.503	4.363	2.448	4.099	2.856	7.452	2.444	2.559	5.757	6.195
%-Ver. Vjp*) (Import Wert)	0,0%	24,0%	107,4%	-12,6%	-15,6%	-26,9%	30,1%	-67,2%	4,7%	125,0%	32,6%
Import Menge (1.000 kg)	77	453	3.392	2.201	2.340	798	1.998	1.279	619	1.093	944
Import Wert/kg	2,40	3,32	1,29	1,11	1,75	3,58	3,73	1,91	4,13	5,27	6,56

Export Wert (1.000 Euro)



Import Wert (1.000 Euro)



*) Vjp = Vorjahresperiode